








**Channahon
General
Rental, Inc.**

For All Your Rental Needs!

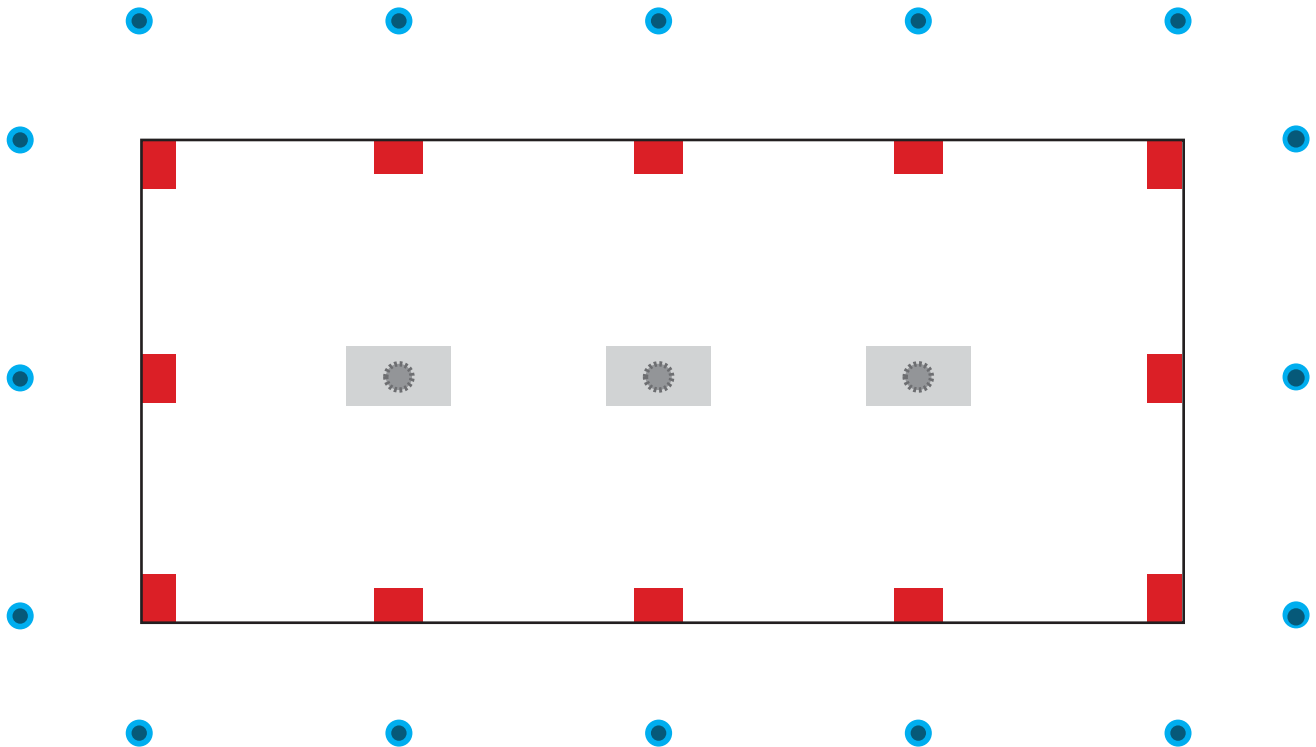
TENT SET UP

20 x 40 TENT

-  12 **SIDE POLES**
-  3 **CENTER POLES**
-  3 **BLOCKS**
-  16 **STAKES**
-  16 **CAPS**

INSTRUCTIONS

1. Layout tent and square it by pulling sides tight
2. Drive stakes in line with tent edges
3. Start in corner and install the side poles. Wrapping ropes around stakes
4. Install center pole after all side poles are up. Place blocks under poles
5. Secure top by tightening ropes
6. **PLACE ALL CAPS ON STAKES**



IF FURTHER ASSISTANCE IS REQUIRED, PLEASE CALL US AT 815-467-0173